




UNIVERSITY OF IBADAN



Use of

**TRAINING, RESEARCH AND DEVELOPMENT UNIT,
DIRECTORATE OF INFORMATION TECHNOLOGY AND MEDIA SERVICES**

**Prepared by
sojiADISA
waleMAKANJU**



Objectives

By the end of this lesson, each participant will be able to:

- **Identify types of plagiarism**
- **Create user profile**
- **Enroll in a class**
- **Submit an assignment**
- **View originality report**



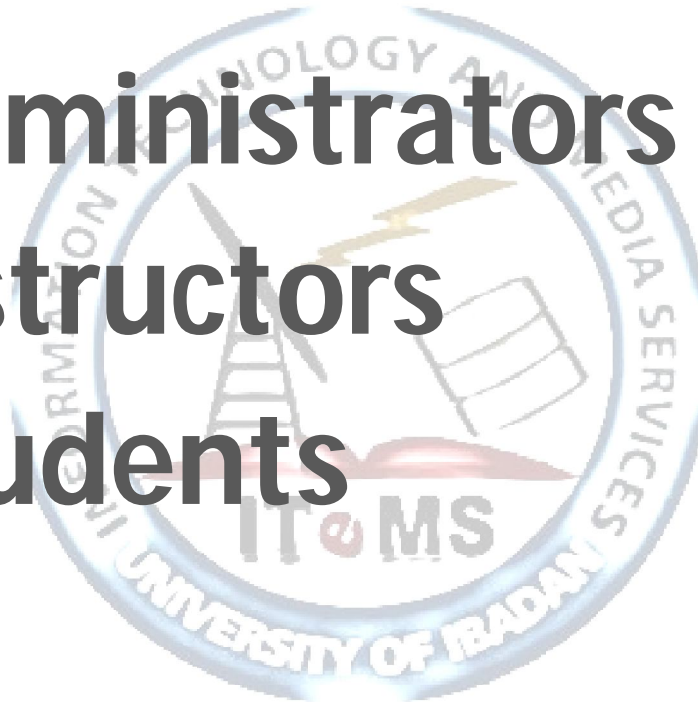
Turnitin

- A comprehensive cloud-based plagiarism detection solution owned by Turnitin Inc.
- An educational tool to teach students how to work with sources and to improve paraphrasing and quoting skills.



Users

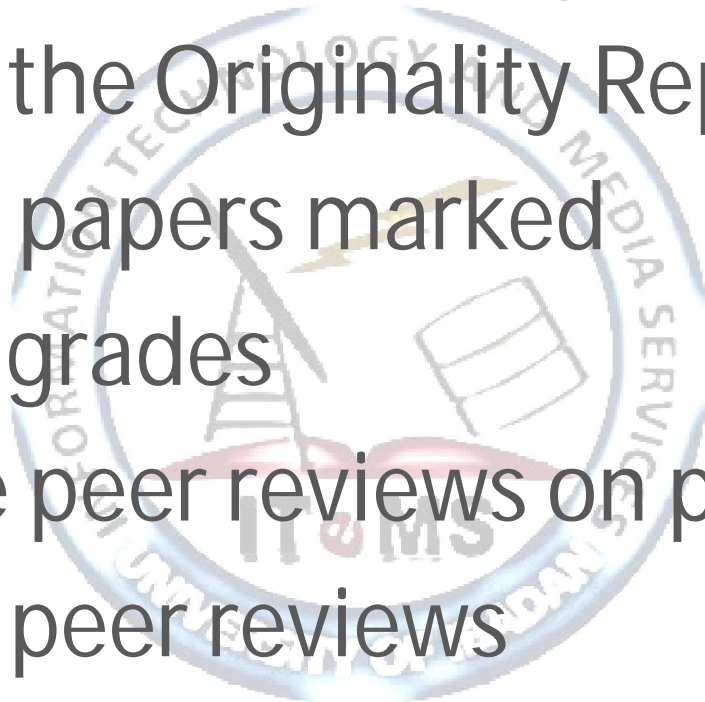
- **Administrators**
- **Instructors**
- **Students**





Features for Students


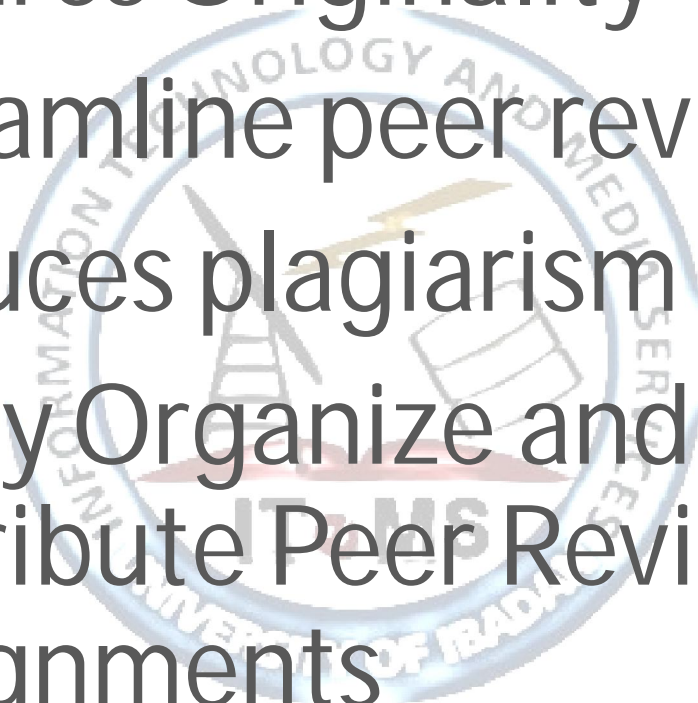
- Enroll in a class
- Submit papers/assignments
- View the Originality Reports
- View papers marked
- View grades
- Write peer reviews on papers
- Read peer reviews
- Participate in discussions on a discussion board





Benefits

- Ensures Originality
- Streamline peer reviews
- Reduces plagiarism
- Easily Organize and Distribute Peer Review Assignments




What is Plagiarism?



Plagiarism

ACCORDING TO THE MERRIAM-WEBSTER ONLINE DICTIONARY, TO "PLAGIARIZE" MEANS

- to steal and pass off (the ideas or words of another) as one's own
- to use (another's production) without crediting the source
- to commit literary theft
- to present as new and original an idea or product derived from an existing source





You Plagiarize by

- turning in someone else's work as your own
- copying words or ideas from someone else without giving credit
- failing to put a quotation in quotation marks
- giving incorrect information about the source of a quotation
- changing words but copying the sentence structure of a source without giving credit
- copying so many words or ideas from a source that it makes up the majority of your work, whether you give credit or not



Types of Plagiarism


- 1. CLONE:
 - An act of submitting another's work, word-for-word, as one's own.
- 2. CTRL-C:
 - A written piece that contains significant portions of text from a single source without alterations.
- 3. FIND-REPLACE:
 - The act of changing key words and phrases but retaining the essential content of the source in a paper.
- 4. REMIX:
 - An act of paraphrasing from other sources and making the content fit together seamlessly.
- 5. RECYCLE:
 - The act of borrowing generously from one's own previous work without citation; To self plagiarize.
- 6. HYBRID:
 - The act of combining perfectly cited sources with copied passages—without citation—in one paper.
- 7. MASHUP:
 - A paper that represents a mix of copied material from several different sources without proper citation.
- 8. 404 ERROR:
 - A written piece that includes citations to non-existent or inaccurate information about sources
- 9. AGGREGATOR:
 - The "Aggregator" includes proper citation, but the paper contains almost no original work.
- 10. RE-TWEET:
 - This paper includes proper citation, but relies too closely on the text's original wording and/or structure.



UI Policy

Intellectual Property Policy

<http://ui.edu.ng/content/intellectual-property-policy-university-ibadan>





UNIVERSITY OF IBADAN BULLETIN

3488

Special Release

23 December, 2014

PLAGIARISM

At its Special Meeting held on Wednesday, 12 November, 2014, and arising, from the recommendations of the Senior Staff Disciplinary Committee, Council observed with concern, that the issue of Plagiarism has become rampant among members of the academic staff.

This was considered as incompatible with the ethics of the academic profession in the University and the position of government on this unethical act.

Consequently, Council decided that, henceforth, any member of staff involved in act(s) of plagiarism should be dismissed from the services of the University.

Thank you.

O. I. Olukoya, MNIM, FPA
Registrar/Secretary to Council

UI Decision



• www.turnitin.com



Logging On

Turnitin - Originality Chec... x +

turnitin.com

English (United States) Create Account Log In

turnitin

Features Resources Customers Training Support About

Grade Anything

Presentations, images, documents, and more...

Learn More Get a Quote

Slide 3
Mathematical PageRanks

Year	Annual # Searches	Revenue / Day
2012	1,873,910,000,000	5,134,000,000
2011	1,702,091,000,000	4,917,000,000
2010	1,324,670,000,000	3,427,000,000
2009	953,760,000,000	2,610,000,000
2008	637,200,000,000	1,745,000,000
2007	437,000,000,000	1,100,000,000

Google's PageRank

- 3.9%
- 3.3%
- 38.4%
- 34.3%
- 8.1%
- 9%

What is Information?
- Finding information - de-identify
- Search in Online Search - PageRank
- Search algorithm design - PageRank
- "Data versus information"
- "Defining Information"
- "Our Page 10, 6"
- "Our Page 10, 6"
- "Internet"

Finding information and
Online:

10:27 AM
9/10/2014



Creating a Profile

- Select your language
- Click on the 'Create Account' link on the homepage and the Create a User Profile page will open.
- Click on the 'Student' link.
- Fill in the required information in the new user profile form.
- Use 'Class ID' & 'join password' sent by your instructor .
- Click the 'I Agree' button to log into Turnitin. It takes you to the Student *Homepage*



Student Homepage

https://turnitin.com/s_home.asp?svr=03&lang=en_us&r=42.5496381926841

Rufus Adisa | User Info | Messages | Student ▾ | English ▾ | Help | Logout

turnitin

All Classes | Enroll in a Class | What is Plagiarism? | Citation Help

NOW VIEWING: HOME

About this page

This is your student homepage. The homepage shows the classes you are enrolled in. To enroll in a new class, click the enroll in a class button. Click a class name to open your class homepage for the class. From your homepage, you can submit a paper. For more information on how to submit, please see our help page.

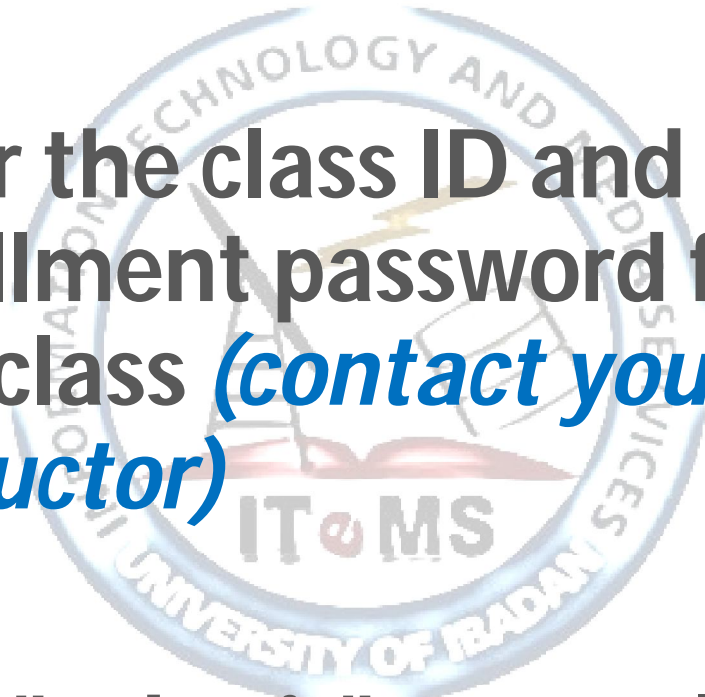
CVC Nigeria Consortium: University of Ibadan

Class ID	Class name	Instructor	Status	Drop class
9868737	Nursing Conference	Soji Adisa	Active	
9837811	PGResearch	Soji Adisa	Active	



Enrollment

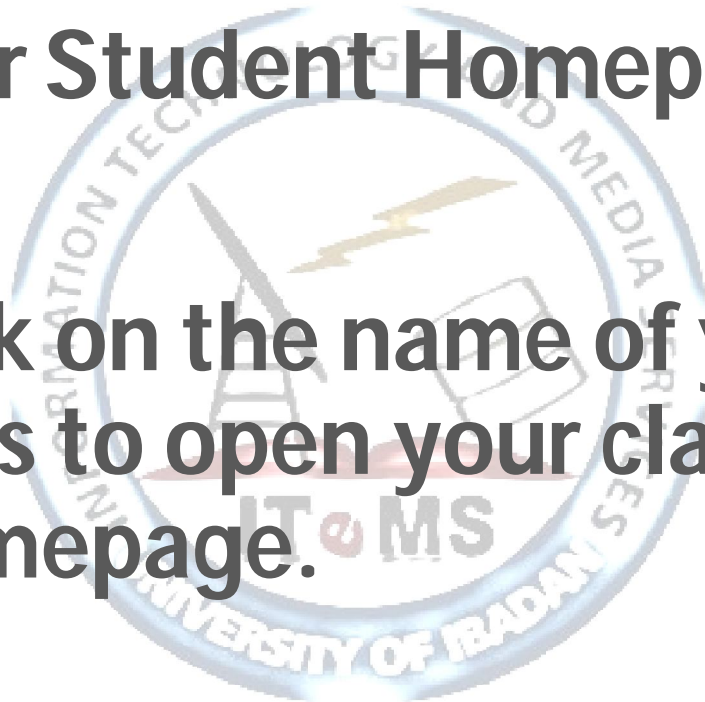
- Click on the "enroll in a class" tab on the student homepage
- Enter the class ID and enrollment password for the new class (*contact your instructor*)
- Click "submit" to enroll in the class (*class will be listed in your student homepage*)





Class Homepage

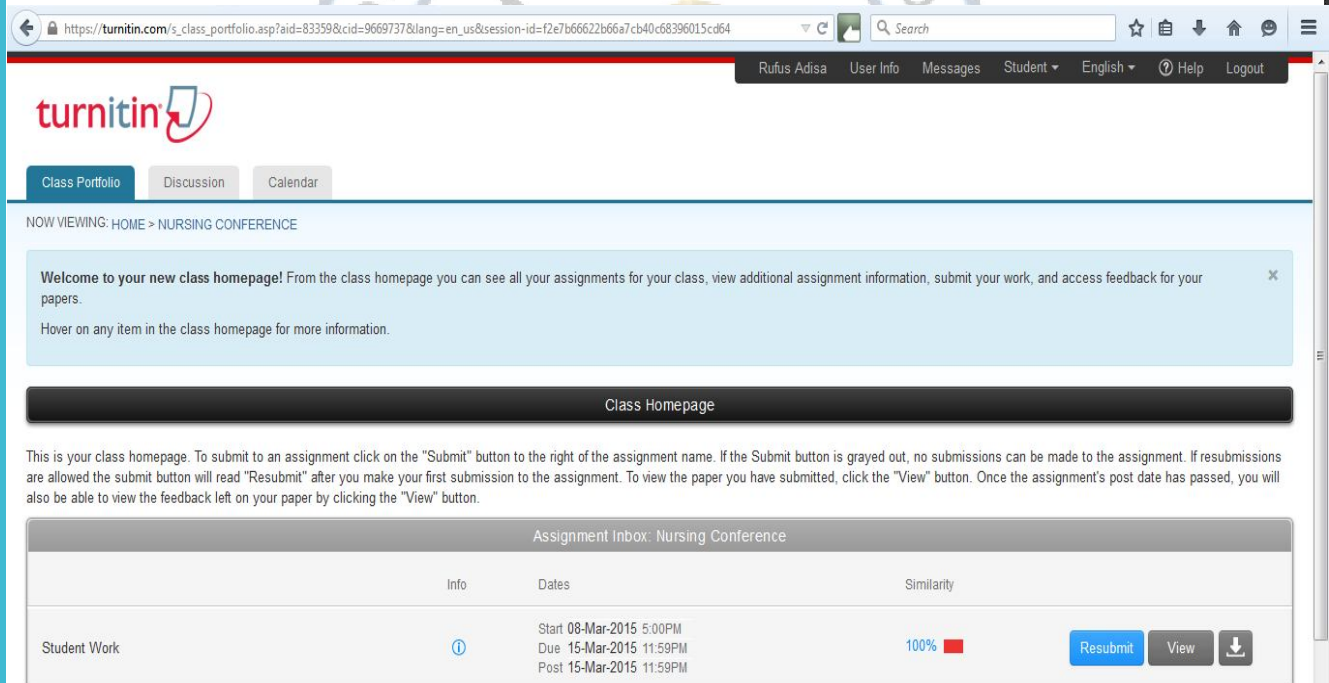
- **Your class will show up on your Student Homepage.**
- **Click on the name of your class to open your class Homepage.**





Class Activities

- Class Portfolio shows the assignments your instructor has created.
- Discussion topics for your class show up on this page.
- Calendar of events, Assignments, Announcements, holidays, etc.



The screenshot shows a web browser displaying the Turnitin Class Portfolio page. The URL is https://turnitin.com/s_class_portfolio.asp?aid=83359&cid=9669737&lang=en_us&session-id=f2e7b66622b66a7cb40c68396015cd64. The page features the Turnitin logo and navigation tabs for "Class Portfolio", "Discussion", and "Calendar". The current view is "NOW VIEWING: HOME > NURSING CONFERENCE". A welcome message states: "Welcome to your new class homepage! From the class homepage you can see all your assignments for your class, view additional assignment information, submit your work, and access feedback for your papers. Hover on any item in the class homepage for more information." Below this is a "Class Homepage" section with instructions: "This is your class homepage. To submit to an assignment click on the 'Submit' button to the right of the assignment name. If the Submit button is grayed out, no submissions can be made to the assignment. If resubmissions are allowed the submit button will read 'Resubmit' after you make your first submission to the assignment. To view the paper you have submitted, click the 'View' button. Once the assignment's post date has passed, you will also be able to view the feedback left on your paper by clicking the 'View' button." The "Assignment inbox: Nursing Conference" table is shown below.

	Info	Dates	Similarity	
Student Work		Start 08-Mar-2015 5:00PM Due 15-Mar-2015 11:59PM Post 15-Mar-2015 11:59PM	100%	Resubmit View



Submitting a Paper

- Click the "Submit" button.
- The paper submission page will open. Enter a title for your paper.
- Students have a choice to upload a file from:
 - ✓ *Single File Upload*
 - ✓ *Choose from this computer,*
 - ✓ *Choose from Dropbox*
 - ✓ *Choose from Google Drive*
 - ✓ *Copy & Paste*
- Select the file for submission.
- Look over the preview and then confirm.
- A copy of the receipt will be e-mailed to you.




Viewing an Originality Report

- After submission, Turnitin processed and generate Originality Report
- To open click the paper "similarity icon" or click on the "**View**" in the Portfolio of your class homepage.



Document Viewer

- Match Overview
- All Sources
- Filter & Settings
- Text only





Originality Report

- Provides a summary of matching or highly similar text found in a submitted paper.
- The decision to deem any work plagiarized must be made only after in depth examination of both the submitted paper and suspect sources in accordance with the standard of the institution.



References

- <http://www.plagiarism.org/plagiarism-101>
- http://turnitin.com/en_us/home
- University of Ibadan bulletin No. 3488



Discussions Questions ??



the End.

